


We offer seventeen finishes for our lights. Not all finish colors are available for every fixture. In most cases, we can make finish substitutions or combinations not shown for an extra charge. Please contact us for possibilities and pricing. Our patina stain finishes are hand-applied through multiple




In the Crestline and Ridgemont Chandeliers, Foyers and Semi-Flush lights, there is a choice of up to three styles of arms. Not all arms are available or are offered for all lights.


Pine Cone Arms (HP)

There is an extra charge for this style of hanging arms. Instead of smooth pipes, this style of arm uses metal bars that are textured like a pine branch. Attached to this branch, are numerous handmade metal pine cones, and pine needles. Usually painted in the Pine Green with Rust

Ridgemont Close-to-Ceiling Lights (continued)



The Wisley Close to Ceiling light features a frost glass bowl on the bottom. Optional kits are available for the



Sienna Ceiling Light Series



